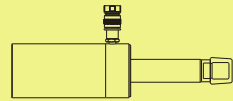


## BSRC / BSRP Series



Capacity:  
2.5-50 tons

Stroke:  
127-155mm

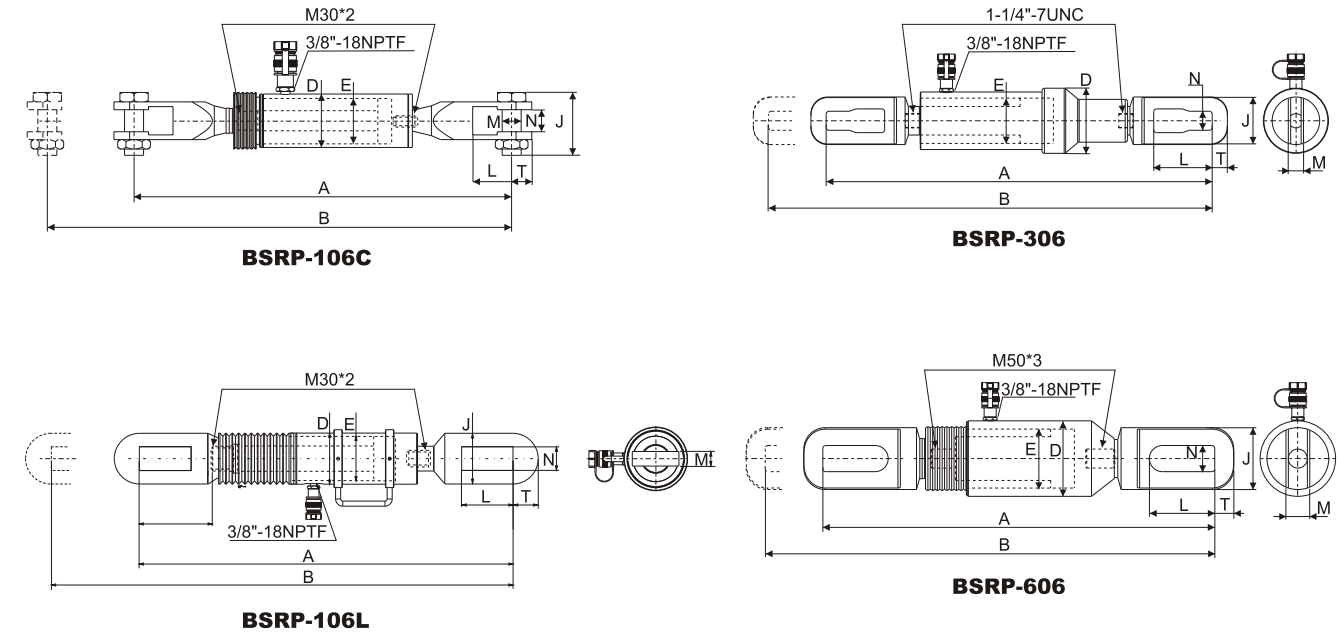
Maximum Operating Pressure:  
700 bar

## BSRC / BSRP 液壓單動彈簧回縮，倒拉式千斤頂

- 高強度合金鋼結構。
- 主軸極限設計，保護主軸超陽程。
- 主軸電硬銘延長使用壽命。
- 主軸防塵環防污染增加使用壽命。
- 表面粉體塗裝美觀抗腐蝕、防銹。
- 各型號均含SQB-3/8UF快速接頭及防塵蓋。

### Single-Acting, Spring return Pull Cylinders

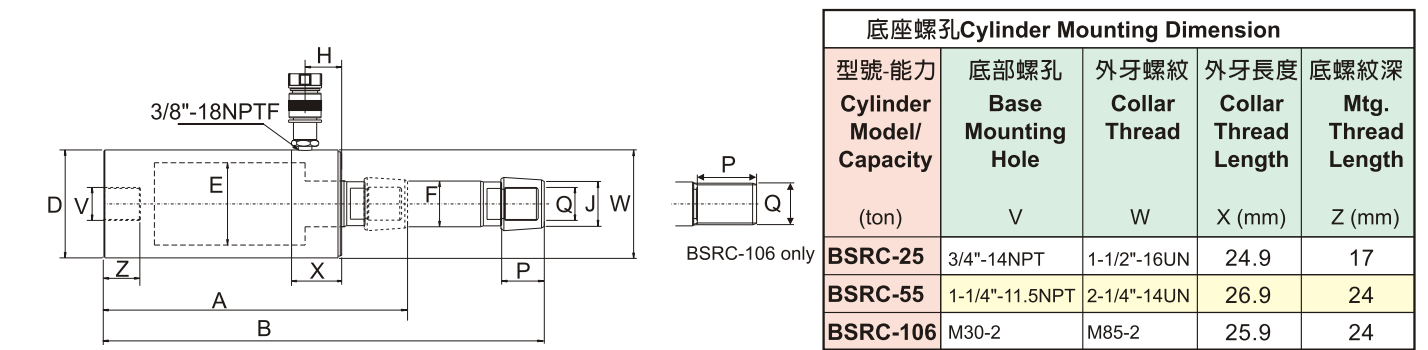
- ※High strength alloy steel construction.
- ※Plunger blow-out protection to prevent over-extension.
- ※Hard chrome-plated plunger for long life.
- ※Plunger wiper reduces contamination, extending cylinder life.
- ※Powder coat finish for increased corrosion resistance and antirust.
- ※SQB-3/8UF coupler and dust cap are included on all models.



型號 Model Number	外部尺寸 Outer Dimension								
	能力 Cylinder Capacity	揚程 Stroke	受壓面積 Cylinder Effective Area	總油量 Oil Cap.	本身高 Coll. Height	伸長總高 Ext. Height	外徑 Outside Diam.	內徑 Cylinder Bore Diam.	總重 Wt.
	ton(kN)	(mm)	cm <sup>2</sup>	cm <sup>3</sup>	A (mm)	B (mm)	D (mm)	E (mm)	(kg)
BSRP-106C	10(105)	151	15.7	227	587	738	85	55.0	10.9
BSRP-106L	10(105)	151	15.7	227	565	716	85	55.0	15.9
BSRP-306	30(326)	155	46.6	709	1085	1240	137	88.9	60.0
BSRP-606	50(505)	152	76.0	1154	720	872	140	110.0	65.6

型號 Model Number	連接勾尺寸 Link Dimension				
	勾高度 Link Ht.	勾開口 Link Opening	勾厚度 Link Thickness	勾寬 Link Width	勾端吊耳 厚度 Slot to Link end
	J (mm)	L (mm)	M (mm)	N (mm)	T (mm)
BSRP-106C	120	62	30.2	35	32
BSRP-106L	67	115	22.4	30	32
BSRP-306	114	145	35.1	40	50
BSRP-606	130	150	39.8	50	70

型號 Model Number	外部尺寸 Outer Dimension											
	能力 Cylinder Capacity	揚程 Stroke	受壓面積 Cylinder Effective Area	總油量 Oil Cap.	本身高 Coll. Height	伸長總高 Ext. Height	外徑 Outside Diam.	內徑 Cylinder Bore Diam.	主軸直徑 Plunger Diam.	頂部進油 油孔位置 Top to inlet. Port	墊塊尺寸 Saddle Diam.	總重 Wt.
	ton(kN)	(mm)	cm <sup>2</sup>	cm <sup>3</sup>	A (mm)	(mm)	D (mm)	E (mm)	F (mm)	H (mm)	J (in)	(kg)
BSRC-25	2.5(24)	127	3.6	45	265	392	48	28.7	19.1	45	3/4"-14NPT	1.8
BSRC-55	5(51)	140	7.3	101	301	441	57	42.9	30.2	42	1-1/4"-11.5NPT	4.5
BSRC-106	10(105)	151	15.0	228	289	440	85	54.1	31.8	39	—	9.5



底座螺孔Cylinder Mounting Dimension				
型號-能力 Cylinder Model/ Capacity	底部螺孔 Base Mounting Hole	外牙螺紋 Collar Thread	外牙長度 Collar Thread Length	底螺紋深 Mtg. Thread Length
(ton)	V	W	X (mm)	Z (mm)
BSRC-25	3/4"-14NPT	1-1/2"-16UN	24.9	17
BSRC-55	1-1/4"-11.5NPT	2-1/4"-14UN	26.9	24
BSRC-106	M30-2	M85-2	25.9	24

型號 Model Number	牙紋尺寸 Threads Dimension		底座螺孔 Cylinder Mounting Dimension			
	螺紋深度 Plunger Thread Length P (mm)	主軸螺紋 Plunger Outside Thread Q (mm)	底部螺孔 Base Mounting Hole V	外牙螺紋 Collar Thread W	外牙長度 Collar Thread Length X (mm)	底螺紋深 Mtg. Thread Length Z (mm)
BSRC-25	28	11/16"-24	3/4"-14NPT	1-1/2"-16UN	24	17
BSRC-55	32	1-3/16"-16	1-1/4"-11.5NPT	2-1/4"-14UN	26	24
BSRC-106	25	M30-2	M30-2	M85-2	25	24